

Exploring the Orsay Museum



👤 Ages 6-7

📍 오르세 미술관

🌐 English

Name: ----- Date: ----- Weather: -----



Learning Goals

Welcome to the Orsay Museum in Paris! This museum used to be a train station, and you can still see the big clock from those days. Inside, you'll find amazing artworks like Van Gogh's starry night over the Rhône River and Degas' graceful ballerinas. Let's discover the stories these artworks tell!



Key Vocabulary

clock

A device that shows the time.

ballerina

A female ballet dancer.

impressionism

An art movement focusing on light and color.




Intro Activity 1


Flag Coloring

Color the French flag. It has three vertical stripes: blue, white, and red.

Example (Completed Flag)



Coloring Area (Color the flag below)





Intro Activity 2

Tracing Word

Trace the word 'Bonjour' to learn how to say hello in French.

Trace the letters on the writing lines.

Bonjour

Bonjour



Intro Activity 3

Greeting

In France, people say 'Bonjour' to greet each other. Try saying it when you meet someone new!

What does 'Bonjour' mean?

Hello

Goodbye

Thank you

Activities



Activity 1

The Big Clock

Spot Mission

The Orsay Museum has a giant clock that you can see from inside. This clock is a reminder that the building was once a busy train station.

The clock is round and has big black numbers. Look closely at the hands of the clock — they are long and pointy.

Can you imagine what it was like when people used to rush to catch their trains here?




Find these features on the big clock: the round shape, the black numbers, and the long hands.

- Find the round shape of the clock.

- Spot the big black numbers on the clock.

- Look for the long, pointy hands of the clock.





Activity 2

Van Gogh's Starry Night

Multiple Choice

Van Gogh painted a beautiful night scene over the Rhône River. In the painting, the stars twinkle brightly in the dark blue sky.

The water below reflects the lights, making it look like the stars are dancing. Van Gogh used thick brush strokes to show the movement of the water and the glow of the stars.

Look at the colors he used — can you see the yellows and blues?



What colors did Van Gogh use to show the night sky and the water?

What colors did Van Gogh use in the painting?

Yellow and blue

Red and green

Black and white



Activity 3

Rodin's Thinker

Physical Action

Rodin's sculpture, 'The Thinker,' shows a man sitting with his chin on his hand. He looks deep in thought, as if he's pondering something important.

The sculpture is made of bronze and has a rough texture. Try to copy his pose — what do you think he might be thinking about?



Try to copy the pose of 'The Thinker.' What do you feel when you sit like that?

Write your idea.



Activity 4


Degas' Ballerinas

Coloring

Degas loved to paint ballerinas. In his paintings, you can see the dancers practicing and getting ready for a performance.

The ballerinas wear tutus and have their hair in neat buns. Degas used soft colors like pink and white to show the delicate movements of the dancers.

Look at their poses — can you see how they are getting ready to dance?

 Color the ballerinas in Degas' painting. Use soft colors like pink and white.





The Orsay Museum was once a train station, and you can still see its grand architecture. The building has high arched ceilings and large open spaces.

These features were designed to accommodate the steam and smoke from the trains. Now, these spaces are perfect for displaying art.

Look up at the ceiling — can you see the arches?



Imagine you are a train passenger in the old station. What do you see and hear?


Write your idea.

Four horizontal dashed lines for writing.

Reflection


Thank you for exploring the Orsay Museum with us! We hope you enjoyed discovering the stories behind the artworks.

What was your favorite artwork at the Orsay Museum?



MAPTails

How did you feel when you copied the pose of 'The Thinker'?



MAPTails

✓ Answer Key

11 Intro Activity · Intro Activity

What does 'Bonjour' mean?

Hello

1 Spot Mission

The Big Clock

The clock is round, has big black numbers, and long pointy hands.

2 Multiple Choice

Van Gogh's Starry Night

Van Gogh used yellow and blue to show the night sky and the water.

3 Physical Action

Rodin's Thinker

When you sit like 'The Thinker,' you might feel thoughtful or curious. Ask your child what they think the sculpture is pondering.

4 Coloring

Degas' Ballerinas

Color the ballerinas using soft colors like pink and white to show their delicate movements.

5 Story Complete

Orsay's Architecture

As a train passenger, you might see the high ceilings and hear the sounds of trains arriving and departing. Encourage your child to describe the scene using their imagination.

MAPTAILS

Travel worksheets that build background knowledge.
For Little Explorers with Big Curiosity.

Find more travel worksheets

[Follow @maptails](#)

© 2026 MapTails. All rights reserved.

This worksheet is educational content generated by MapTails AI.

Unauthorized copying or commercial use is prohibited.