

# Exploring Gyeongbokgung Palace

MAP  
TAILS

 Ages 6-7

 gyeongbokgung palace

 English

Name: ----- Date: ----- Weather: -----



## Learning Goals

Welcome to Gyeongbokgung Palace, a place where kings once walked! As you enter through the grand Gwanghwamun gate, look up at its tall, strong structure. Nearby, you'll find the Haetae statues, mythical creatures that guard the palace. Don't forget to visit the beautiful Gyeonghoeru Pavilion, where the king held special banquets. Let's discover the secrets of this amazing palace together!



## Key Vocabulary

### throne

A special chair for a king or queen.

### pavilion

A small building often used for relaxation or events.

### mythical

Something from a story or legend, not real.

 **Activities**




**Activity 1**

**The King's Throne**


Story Complete

In the Geunjeongjeon Hall, the king's throne sits high on a platform. This special chair is where the king would meet important guests and make big decisions.

The throne is decorated with dragons, which are symbols of power and protection. Look closely at the throne's details and imagine what it was like to be a king sitting there.

 Imagine you are the king sitting on the throne. What do you see around you? Write a short story about your day as a king.

Write your story here...





## Activity 2

# Guardians of the Gate

Multiple Choice

Near Gwanghwamun, the main gate of Gyeongbokgung Palace, stand the Haetae statues. These mythical creatures look like lions and are believed to protect the palace from evil spirits.

They have fierce faces and strong bodies. Look at their features and think about why they were placed here.



Why do you think the Haetae statues are placed near the gate?

**Why do you think the Haetae statues are placed near the gate?**

To scare away bad spirits

To welcome visitors

To show off their beauty




### Activity 3


## Reflecting on Gyeonghoeru

Coloring

Gyeonghoeru Pavilion stands elegantly by a large pond. The pavilion's reflection in the water creates a beautiful scene.

It was used for royal banquets and special events, showing the harmony between nature and architecture. Notice how the water and building seem to blend together.

 Color the Gyeonghoeru Pavilion and its reflection in the pond. What colors do you see in the water?





#### Activity 4

### Exploring Hyangwonjeong

Spot Mission

Hyangwonjeong is a small, hexagonal pavilion on an island in a pond. Its peaceful setting was perfect for relaxation and reflection.

The pavilion's unique shape and location show the aesthetic values of the Joseon Dynasty. Look at its shape and think about why it was built this way.

 Find the Hyangwonjeong Pavilion. What shape is it? How many sides does it have?

What shape is the Hyangwonjeong Pavilion?

-----

How many sides does it have?

-----





## Activity 5

# The Colors of Gyeongbokgung

Multiple Choice

The traditional architecture of Gyeongbokgung Palace is known for its curved roofs and vibrant colors. These features show the craftsmanship and aesthetic principles of the Joseon era.

Look at the colors and shapes of the buildings and think about why they are designed this way.



What do the vibrant colors of the palace buildings represent?

**What do the vibrant colors of the palace buildings represent?**

Joy and celebration

Power and authority

Nature and harmony

## Reflection


Thank you for exploring Gyeongbokgung Palace with us! We hope you enjoyed discovering the stories and secrets of this historic place.

**What was the most interesting thing you saw at Gyeongbokgung Palace?**



MAPTails

**If you could be a king or queen for a day, what would you do first? Why?**



MAPTails

## ✓ Answer Key

### 1 Story Complete

#### The King's Throne

Expected child answer: A short story describing the view from the throne, mentioning the hall, guests, and the feeling of being a king. Parent guide: Encourage your child to use their imagination and include details from the passage, like the dragons on the throne. Ask: 'What would you say to your guests?' or 'How would you feel sitting so high up?'

### 2 Multiple Choice

#### Guardians of the Gate

Expected child answer: 'To scare away bad spirits.' Parent guide: Explain that Haetae statues are traditional guardians in Korean culture. Ask: 'What other places might need protection?' or 'How do you think the Haetae protect the palace?'

### 3 Coloring

#### Reflecting on Gyeonghoeru

Expected child answer: A colored picture of the Gyeonghoeru Pavilion with attention to the reflection in the water. Parent guide: Encourage your child to notice the colors in the reflection and how they might differ from the pavilion itself. Ask: 'What do you think happens to the reflection when the wind blows?'

### 4 Spot Mission

#### Exploring Hyangwonjeong

Expected child answer: 'Hexagonal' and 'Six'. Parent guide: Explain that the hexagonal shape is unique and reflects the aesthetic choices of the time. Ask: 'Why do you think they chose this shape for a pavilion?'

### 5 Multiple Choice

#### The Colors of Gyeongbokgung

Expected child answer: 'Power and authority.' Parent guide: Discuss how colors can symbolize different things in architecture. Ask: 'What colors do you see most often in the palace?' or 'How do these colors make the palace feel special?'

# MAPTAILS

Travel worksheets that build background knowledge.  
For Little Explorers with Big Curiosity.

Find more travel worksheets

[Follow @maptails](#)

© 2026 MapTails. All rights reserved.

This worksheet is educational content generated by MapTails AI.

Unauthorized copying or commercial use is prohibited.